

Pie Charts

Week 3

Lesson Time : 10 - 15 Minutes

Course : Foundation or Higher

Grade : 4

Back to Basics

Core

Let's Do It!

GCSE Revision Video 12

- **Prior Checklist:** A pack of A5/A6 revision cards.

A pen.

- **Our Video Structure:**

Back to Basics: Quick re-cap.

Core: *Create* your own revision cards with exam style questions.

Let's Do It! : *Apply* your revision cards to another set of exam style questions.

Instructions: Print out this worksheet and watch the revision video simultaneously.

Pause and Play the video unlimited times to review your work and write the answers in the blank spaces. Once you have written your answers, check these with the tutorial answers, as explained in the video.


Create your OWN revision cards when prompted on the worksheet(Back to Basic and Core sections).

Apply your OWN revision cards (Let's Do It! section).

Self Assess yourself (Out of 10) on your revision planner after you have completed the revision video.

WATCH this revision video and **MANY** others on our **FULL** courses at www.mathsmemory.co.uk

Let's get started and create our Master revision card with this suggested template.



Maths Memory


Learn:

- Calculate pie chart angles+ plot
- Applied


Topic: Pie Charts

Date/week: _____


Step 3



Step 2



Step 1

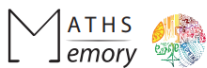


Example(s):

GRADE

4

Core- Create your revision cards with these exam style questions



Core 1


Topic: Pie Charts

Question 1

The table below shows information about the hobbies of 80 students in their final year.

Hobby (h cm)	Number of Students
Football	12
Netball	11
Cricket	10
Tenn	3

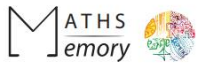
Draw an accurate pie chart to represent this information.



Grade
4 (3 Marks)



Let's get our revision card and create Section A. Look at video for guidance.




Challenge

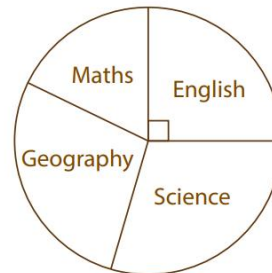
Topic: Pie Charts

Question 2

The pie charts show information about the favourite subjects of students in school A and school B.



180 STUDENTS IN SCHOOL A



200 STUDENTS IN SCHOOL B

Jayne says 'The same number of students have English as their favourite subject'. Is Jayne correct?

Grade

4 (4 Marks)

Calculator

Let's Do It!- Apply your revision cards to another set of exam style questions



Let's Do it!


Topic: Pie Charts

Question 1

The table below shows information about the favorite holiday destinations of final year students.

Height (h cm)	Number of Students
Greece	21
France	14
Spain	26
Italy	19

Draw an accurate pie chart to represent this information.



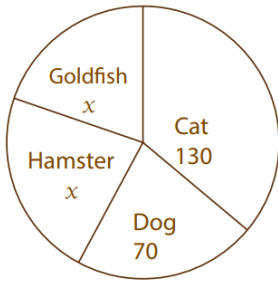
Grade

4 (3 Marks)

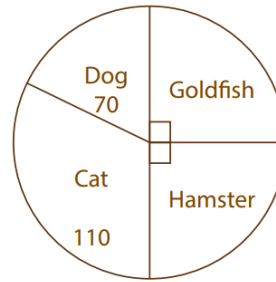
Calculator

Question 2

The pie charts show information about the favourite pets of students in school A and school B.



240 STUDENTS IN SCHOOL A



180 STUDENTS IN SCHOOL B

Sav says 'The same number of students have Hamster as their favourite pet'. Is Sav correct?

Grade

4 (4 Marks)
Calculator

Congratulations. You have completed this topic.

Now go back to your revision planner and rate yourself out of 10.